



## **BUCKS COUNTY PRISON OVERSIGHT BOARD REPORT**



**The Prison Oversight Board Report for April 2021 is submitted herein.**

### **Prison Oversight Board Members**

**Commissioner Gene DiGirolamo, Chair**

**Neale Dougherty, Controller, Secretary**

**Commissioner Robert J. Harvie, Jr., Vice Chair**

**Commissioner Diane M. Ellis-Marseglia, LCSW**

**Hon. Wallace H. Bateman, President Judge**

**Matthew D. Weintraub, District Attorney**

**Milton Warrell, Sheriff**

**Christine A. Shenk, Chief, Adult Probation and Parole**

**Ann Russavage-Faust, Public Defender**

**Karen Dopson, Citizen Board Member**

**Daniel H. Grace, Citizen Board Member**

**Sara Webster, Esq., Citizen Board Member**

# **PRISON OVERSIGHT BOARD REPORT INDEX**

<b>Section 1. DEPARTMENT of CORRECTIONS</b>	<b>Page</b>
Inmate Census	1.
Average Historical Population Trends	2.
Average Monthly Female Population Trends	3.
Commitments vs. Discharges Statistic and Graph	4.
Commitment Summary Statistic and Graphs	5.
Prisoners by Locations Serving Over 2 yrs. Sentence	6.
Drug and Alcohol Report	7, 8.
Correctional Mental Health Report	8.
Correctional Health Care Report	9.
Training Academy Report	10.
Tours, Recognitions & Official Visits	10.
Misconducts/Use of Force	10.
Project(s) Information	10.
Treatment Program Services	11.
<b>Section 2. CORRECTIONAL FACILITY</b>	
JPC Meeting Information	12.
Library Usage Report	12.
<b>Section 3. COMMUNITY CORRECTIONS</b>	
Supervision Groups Graphed Monthly Trends	13.
Community Corrections Employment	13.
Work Release Status Report	14,15.
Walk Away Report	15.
Program Services	16.
JPC Meeting Information	16.
Garden Chart	17.

**Section #1. DEPARTMENT OF CORRECTIONS**

**April 2021  
INMATE CENSUS SNAPSHOT**

**BUCKS COUNTY CORRECTIONAL FACILITY**

<b>Female Inmates</b>		<b>95</b>
<b>Male Inmates</b>		<b>542</b>
<b>Inmates in other Institutions/Habeas</b>		<b>33</b>
<i>7x Other County or SCI</i>	<i>1</i>	
<i>Hospital</i>	<i>2</i>	
<i>Kintock Group</i>	<i>0</i>	
<i>Montgomery County</i>	<i>0</i>	
<i>Norristown State Hospital</i>	<i>26</i>	
<i>Treatment Prgm</i>	<i>0</i>	
<i>Furlough</i>	<i>0</i>	
<i>U.S. Marshal's Service</i>	<i>0</i>	
<i>Other</i>	<i>4</i>	
	<b>Total</b>	<b>670</b>

**COMMUNITY CORRECTIONS CENTERS**

Male Residents - Minimum Custody		39
Male Residents - Medium Custody		61
Female Residents – Minimum Custody		0
	<b>Total</b>	<b>100</b>
House Arrest		18
Weekenders		0
48 Hour DUI		0
72 Hour DUI		0
	<b>Total</b>	<b>18</b>

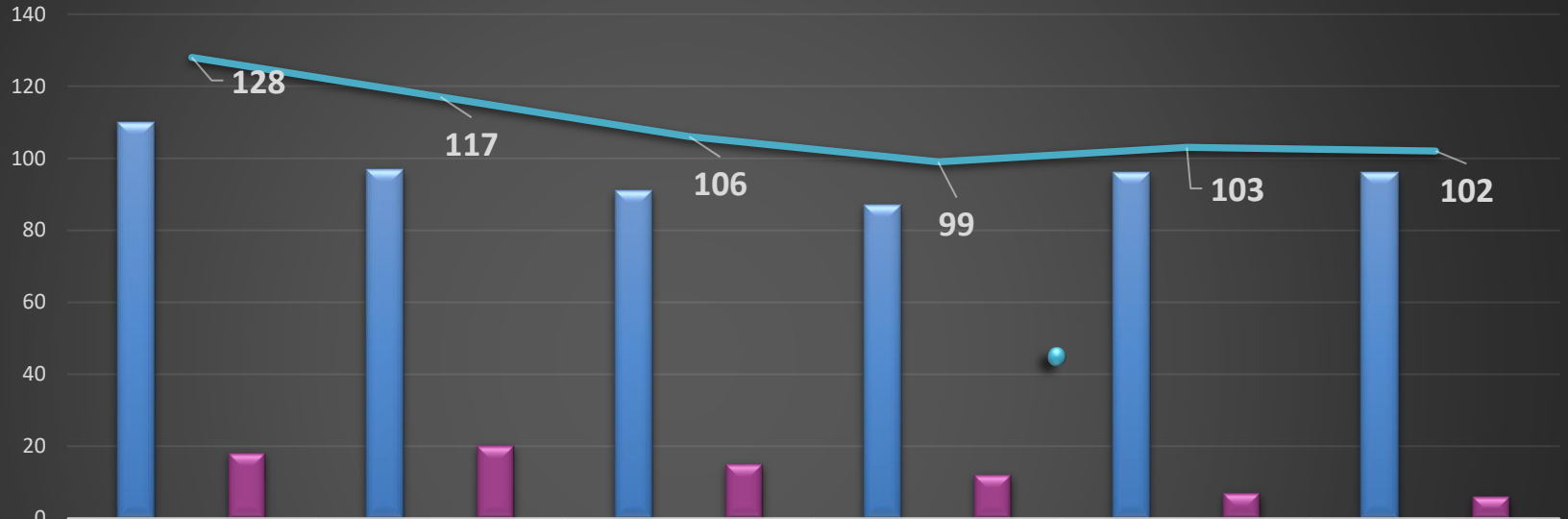
**Grand Total 788**

**HISTORICAL AVERAGE  
POPULATION TRENDS  
2018 - 2021**

MONTH	Correctional Facility						Community Corrections				House Arrest	
	2018	2019	2020		2021		2018	2019	2020	2021	2020	2021
			BCCF In- House	Housed Elsewhere	BCCF In- House	Housed Elsewhere						
JAN	807/*175	804/*106	723	72	632	37	191	235	210	57	63	72
FEB	809/*198	789/*107	712	70	641	35	191	251	210	63	68	57
MAR	788/*222	782/*98	699	56	648	40	198	255	189	68	65	35
APR	793/*199	777/*89	540	42	639	44	179	243	126	94	61	13
MAY	802/*224	761/*87	468	41			178	236	80		46	
JUN	812/*213	739/*73	491	41			186	230	58		41	
JUL	836/*143	732/*76	551	42			189	225	53		53	
AUG	852/*128	803/*75	613	45			193	204	54		64	
SEP	845/*108	756/*82	657	45			206	209	57		70	
OCT	815/*87	760/*84	718	47			257	226	64		67	
NOV	803/*72	753/*88	704	46			232	218	65		71	
DEC	809/*99	735/*77	646	42			243	220	60		73	
<b>Yrly ADP</b>	<b>814/*156</b>	<b>766/*87</b>	<b>627</b>	<b>49</b>	<b>640</b>	<b>39</b>	<b>204</b>	<b>229</b>	<b>102</b>	<b>71</b>	<b>62</b>	<b>44</b>

\*Included in monthly ADP total

## Average Monthly Female Population Trends

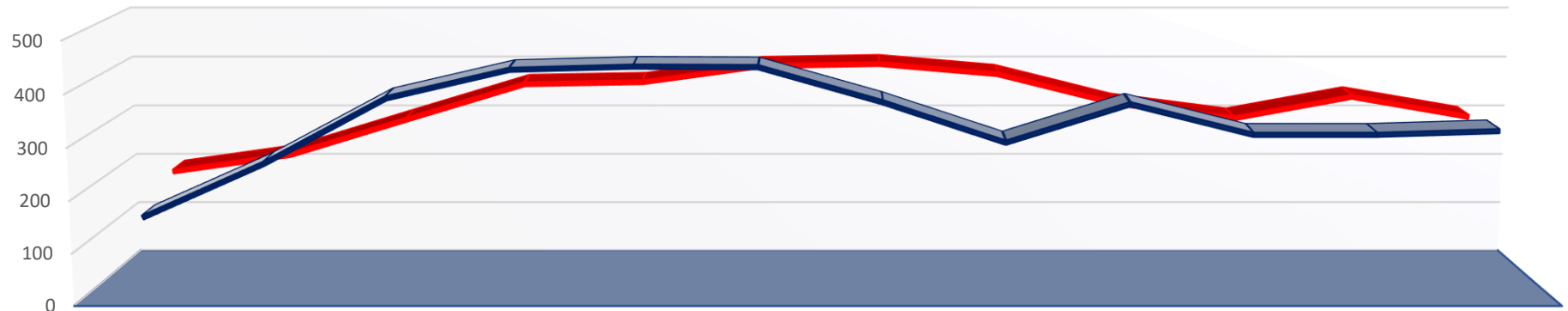


	Nov'20	Dec'20	Jan'21	Feb'21	Mar'21	Apr'21
BCCF	110	97	91	87	96	96
Out of County	0	0	0	0	0	0
WCCC	0	0	0	0	0	0
House Arrest	18	20	15	12	7	6
Total	128	117	106	99	103	102

■ BCCF   
 ■ Out of County   
 ■ WCCC   
 ■ House Arrest   
 ● Total

# Commitment Summary

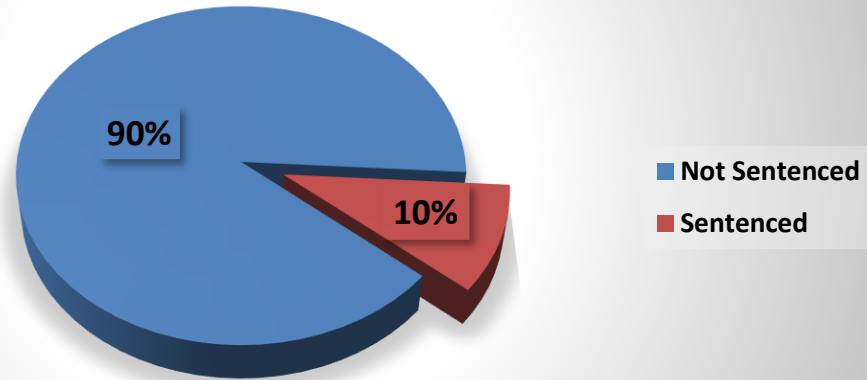
## Committed vs. Discharged



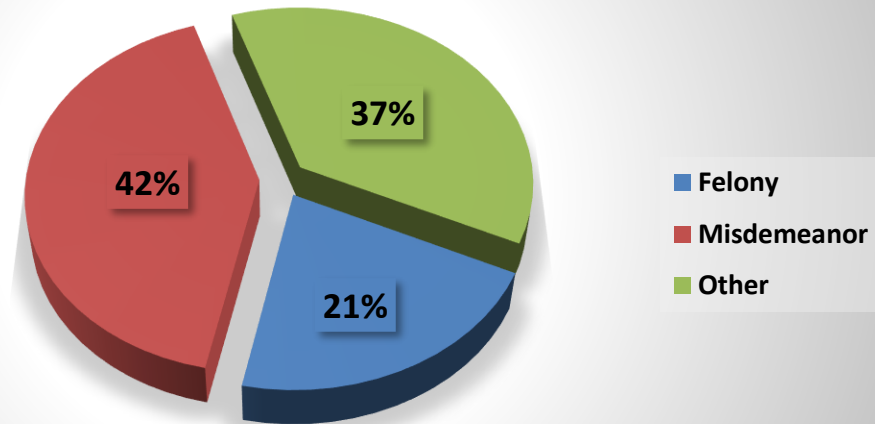
	May'20	June'20	July'20	Aug'20	Sept.'20	Oct'20	Nov'20	Dec'20	Jan'21	Feb'21	Mar'21	Apr'21
■ Committed	154	257	381	435	441	440	374	297	370	312	312	319
■ Discharged	196	229	300	370	374	406	410	390	332	302	345	305

■ Committed ■ Discharged

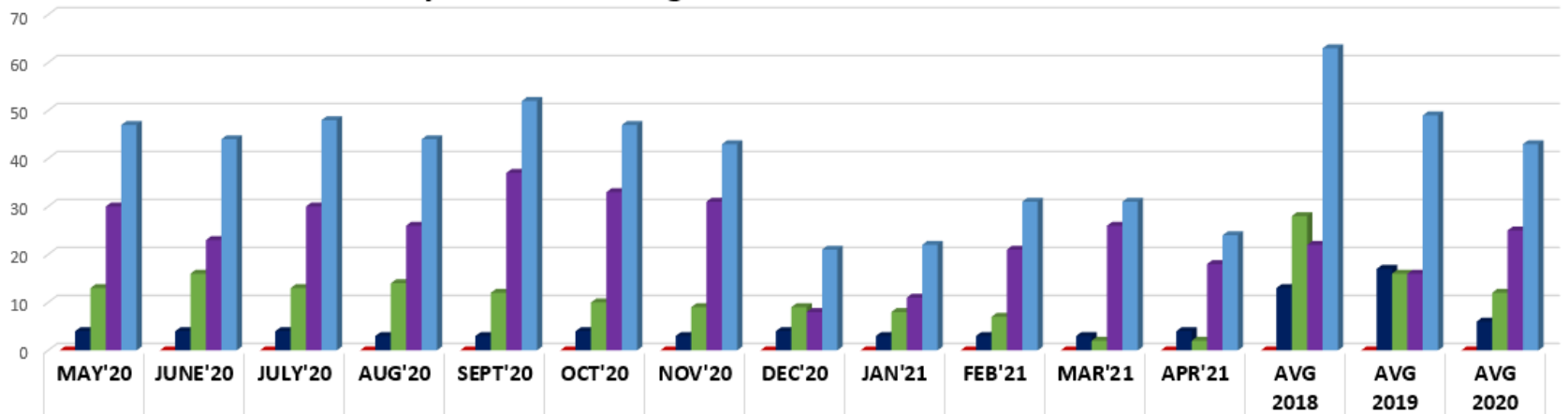
### Inmates By Charge Status April 2021



### Inmates By Primary Offense April 2021



**Prisoners by Location Serving Over 2 Yr. Sentences**



■ Walk Away/Escape	0	0	0	0	0	0	0	0	0	0	0	0	0	0	0
■ CCC	4	4	4	3	3	4	3	4	3	3	3	4	13	17	6
■ House Arrest	13	16	13	14	12	10	9	9	8	7	2	2	28	16	12
■ BCCF	30	23	30	26	37	33	31	8	11	21	26	18	22	16	25
■ Total	47	44	48	44	52	47	43	21	22	31	31	24	63	49	43

■ Walk Away/Escape ■ CCC ■ House Arrest ■ BCCF ■ Total



## **DRUG AND ALCOHOL SERVICES**

The following statistics represent the core activities of the Drug and Alcohol Treatment Section for the month of April.

	<b>March</b>			<b>April</b>			
Number of referrals	<b>207</b>			<b>185</b>			
Number of offenders screened/received services	<b>84</b>			<b>96</b>			
Number of assessments completed	<b>99</b>			<b>83</b>			
Court-Ordered	<b>59</b>			<b>46</b>			
Number of CRN evaluations completed by Council of SEPA	<b>0</b>			<b>0</b>			
Number of offenders in group/Offenders on waiting list for group	<b>15/21</b>			<b>9/14</b>			
Number of groups/1:1's facilitated	<b>0/14</b>			<b>0/16</b>			
<b><u>Referrals/Placement</u></b>							
Highway Safety Classes/Multiple Offenders Program	<b>0</b>			<b>0</b>			
Outpatient treatment	<b>39</b>			<b>30</b>			
Residential treatment	<b>26</b>			<b>16</b>			
Recovery house	<b>19</b>			<b>18</b>			
Sentenced offenders in community-based programming	<b>0</b>			<b>0</b>			
Identified Veterans	<b>0</b>			<b>0</b>			
COMPASS Applications	<b>22</b>			<b>28</b>			
<b><u>Vivitrol:</u></b>	<b>Male</b>	<b>Female</b>	<b>Total</b>	<b>Male</b>	<b>Female</b>	<b>Total</b>	
Received medication: <b>Total</b>	<b>2</b>	<b>0</b>	<b>2</b>	<b>2</b>	<b>1</b>	<b>3</b>	
Location:	GPOP	1	0	1	1	0	1
	MC3	1	0	1	0	0	0
	Drug Court	0	0	0	1	1	2
Bloodwork refused:	0	0	0	0	0	0	
<b><u>Subutex:</u></b>	<b>Male</b>	<b>Female</b>	<b>Total</b>	<b>Male</b>	<b>Female</b>	<b>Total</b>	
<b>Total number of inmates treated:</b>	<b>37</b>	<b>10</b>	<b>47</b>	<b>33</b>	<b>11</b>	<b>44</b>	
Total number of inmates discontinued:	21	11	32	34	7	41	
Maintained:	44	14	58	44	13	57	
Released:	11	5	16	12	3	15	
Tapers Only:	10	6	16	22	4	26	
Diversion:	0	0	0	0	0	0	
<b><u>Narcan:</u></b>							
Received Upon Release:	1	0	1	0	0	0	

**RECOVERY UNITS –APRIL 2021**

	HOPE	HEART
Total Number of Residents	22	0
Average Daily Number of Residents Participating	17.8	0
<b>Admissions:</b>	7	0
<b>Discharges:</b>	1	0
Parole/Maximum	1	0
Misconduct	0	0
Discharge by Staff	0	0
Medical	0	0
Habeas	0	0
Self-Request to General Population	0	0
Self-Request to MC3/WC3	0	0
Bail	0	0
TOT State Facility	0	0
Discharged Graduates	1	0
<b>Paroled:</b>		
Home	0	0
Residential Treatment	0	0
Recovery House	1	0
TOT Other County/PA or NJ	0	0

**PRIMECARE – CORRECTIONAL MENTAL HEALTH SERVICES:**

	March	April
Current Census	502	510
Intake Referral Received	244	196
Intake Assessments Completed	188	164
Inmate Request Form Referrals Received	243	207
Inmates Seen by Psychologist/Psychologist Rounds	554	526
Inmates Seen by LCSW	988	959
Inmates Prescribed Psychotropic Medications	295	277
Involuntary Medication/304 Commitment	0	0
Inmates Enrolled In Group Counseling – Male/Female	0 males/0 females	0 males/0 females
Inmates on SPMI	76	77
Community Treatment Arrangements	3	1
Psychiatric Hospitalizations-302 commitment	0	0
Psychiatric Hospitalizations-303 commitment	0	0
Psychiatric Hospitalizations-304 commitment	4	1
Psychiatric Hospitalizations-402 commitment for NSH wait list	3	1
Dr. Cassidy Court Ordered Evaluations	0	0
Dr. Markey Competency Evaluations	7	3
Court Ordered Mental Health Assessments	24	9
Referral to VA	3	3
911 Alerts	4	5

\*\* The 911 Suicide Hotline has experienced five (5) calls in the month of April, totaling 23 calls in 2021.



## CORRECTIONS TRAINING ACADEMY April 2021

<b>Course Type</b>	
Mandatory In-Service	0.0
Basic Training	1056.0
Other	4.5
<b>Total</b>	<b>1060.5</b>

## TOURS, RECOGNITIONS AND OFFICIAL VISITS TO THE DEPARTMENT OF CORRECTIONS

There were zero (0) tours of the Bucks County Correctional Facility in April 2021.

## ASSAULTS/MISCONDUCTS/USE OF FORCE

There was eight (8) offender on offender and four (4) offender on staff assaults/misconducts in April 2021. There were zero (0) injuries sustained requiring attention beyond basic first aid.

There were 26 Use of Force in the month of April. Of these incidents, the following were used: handcuffs – 31, shackles – 5, OC spray – 4, Restraint Chair – 5.

<b>Use of Force Causes</b>	<b>Number of Occurrences -- April 2021</b>
Non-compliance	12
Possession of Contraband	0
Assaultive	9
Fighting	5
<b>Total</b>	<b>26</b>

## PROJECTS UPDATE April 2021

### **BCCF Expansion Project**

The project completion date is August 1, 2021. There have been supply chain delays due to COVID-19. Roof is near completion and anti-ligature bunks have been installed. The fence is near completion. Interior doors and painting are underway. New breakers were installed on April 26<sup>th</sup> to support power to the building.

# DEPARTMENT OF CORRECTIONS

## TREATMENT PROGRAM SERVICES

### Activities and Services Provided

	<b>March</b>	<b>April</b>
ABE/GED Female Class	<b>currently suspended</b>	<b>currently suspended</b>
ABE/GED Male Class	<b>1 male participating via distance learning</b>	<b>1 male participating via distance learning</b>
Anger Management	<b>currently suspended</b>	<b>currently suspended</b>
Child Services Visits	<b>visits are modified to virtual</b>	<b>visits are modified to virtual</b>
Decisions Group	<b>currently suspended</b>	<b>currently suspended</b>
Intake Classifications	<b>294 completed</b>	<b>296 completed</b>
Religious Services	<b>Chaplain remains in contact; approx. 15 inmates were seen by Chaplain</b>	<b>Chaplain remains in contact</b>
School Age Youth	<b>7 males – 6 BCCF/1 MCCC (including 5 IEP; 1 RHU)</b>	<b>7 males – 6 BCCF/1 MCCC (including 4 IEP; 1 RHU)</b>
STOP	<b>3 are attending virtual sessions</b>	<b>3 individuals completed via virtual sessions</b>

## Section # 2 CORRECTIONAL FACILITY

### April JPC Meeting

On April 21, 2021, a JPC meeting was held. There were ten (10) inmate representatives present. Some of the issues/concerns noted: request for visitation and in face programs/services to resume; extension of dayroom hours; commissary property issues; sanitation requests. Concerns sent to the proper departments for responses.

### LIBRARY USAGE 2021

#### General Library

	Jan	Feb	Mar	Apr	May	Jun	July	Aug	Sept	Oct	Nov	Dec	YTD
Men	0	0	0	0									0
Women	0	0	0	0									0
Inmate Workers	0	0	0	0									0
<b>Total</b>	<b>0</b>	<b>0</b>	<b>0</b>	<b>0</b>									<b>0</b>

#### Law Library

	Jan	Feb	Mar	Apr	May	Jun	July	Aug	Sept	Oct	Nov	Dec	YTD
Men	9	23	52	57									141
Women	0	2	1	3									6
RHU	4	1	4	2									11
MHU	24	9	5	0									38
<b>Total</b>	<b>37</b>	<b>35</b>	<b>62</b>	<b>62</b>									<b>196</b>

#### Circulation

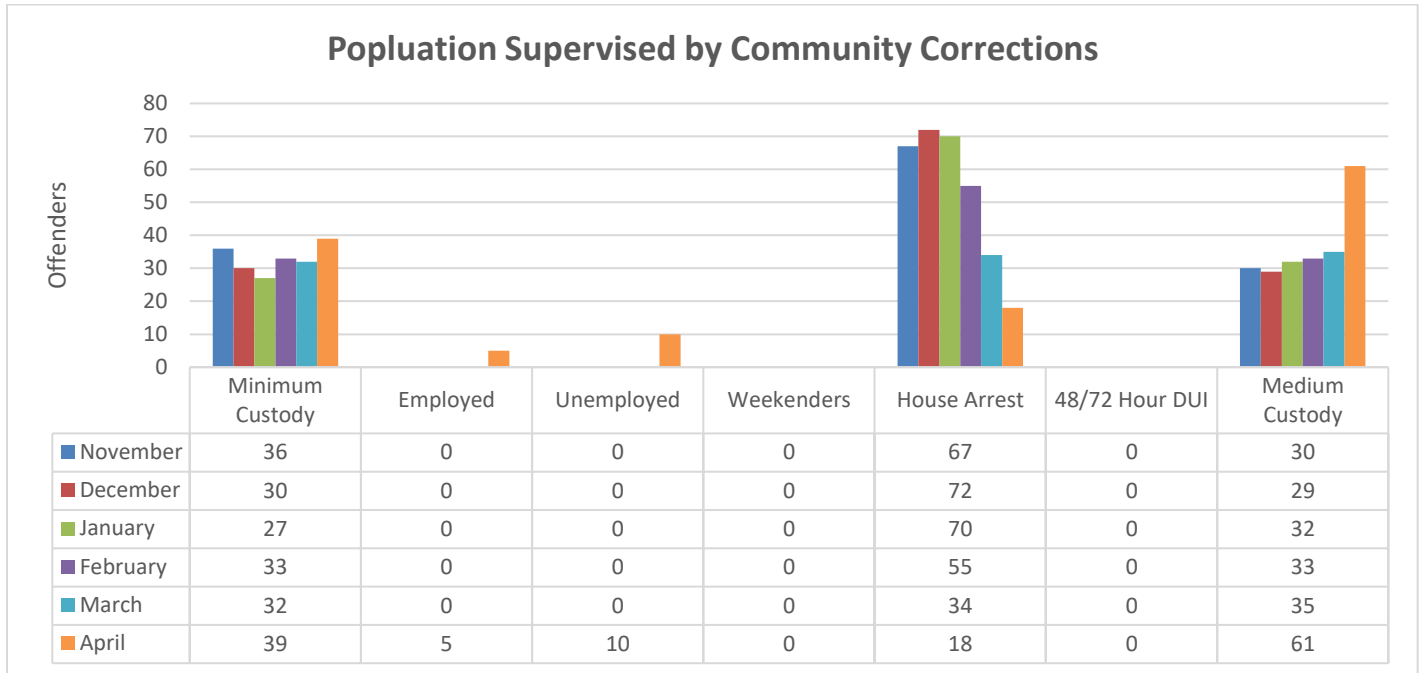
General	Total
0	0

#### Inter-Library Loan

Requests Sent	0
Requests Received	0

\*Due to COVID-19; physical access to the library has been limited.

## Section # 3 COMMUNITY CORRECTIONS



## COMMUNITY CORRECTIONS EMPLOYMENT

	March	April
Resident New Job Starts	0	5
New Admissions – MCCC/WCCC	25	47
Releases/Transfers	21	32
Un-sentenced	0	0
Weekenders	0	0
48 Hour DUI's	0	0
72 Hour DUI's	0	0
Minimum Custody- Men	32	39
Minimum Custody- Women	0	0
Medium Custody- Men	35	61
House Arrest	34	18
<b>Last Day of the Month:</b>		
MCCC	67	100
WCCC	0	0

## WORK RELEASE STATUS

### WORK RELEASE

	2017	2018	2019	2020	2021	
					April	YTD
Net Inmate Wages	\$848,427	\$738,517	\$727,711	\$96,884	\$502	\$592
Court Costs, Fines & Restitution	\$171,237	\$145,084	\$139,742	\$16,489	\$0	\$0
Van - shuttle to/from work	\$8,864	\$4,950	\$5,394	\$768	\$15	\$15
Board Paid to County (Revenue)	\$258,652	\$223,907	\$223,098	\$31,138	\$376	\$466

### PER DIEM CONFINEMENT REVENUE

	2017	2018	2019	2020	2021	
					April	YTD
DUI and Weekender Programs	\$1,735	\$1,390	\$799	\$264	\$0	\$0
House Arrest	\$550,994	\$555,436	\$419,885	\$316,113	\$13,163	\$92,371

<b>March Work Release</b>		
Employment Categories	Male Residents	Female Residents
Landscaping	0	0
Building/Trades/Manufacturing/Labor	5	0
Restaurant/Retail	0	0
Professional	0	0
<b>Subtotal</b>	<b>0</b>	<b>0</b>
<b>TOTAL</b>	<b>5</b>	<b>0</b>

As of April 30, 2021, there were thirty-nine (39) male residents classified as minimum custody and housed at the Men's Community Corrections Center. There were fifteen (15) of these male residents that were classified as eligible to work, and of these, five (5) gainfully employed in the community. Due to the COVID-19 restrictions, community service continues to be suspended. On April 20, 2021, a limited work release site was started with five (5) work release offenders.

As of April 30, 2021, there were zero (0) females residents housed at the Women's Community Corrections Center. (Note: In April 2020, due to COVID-19 the nine (9) female offenders at the Women's Center were transferred to BCCF for staffing / housing purposes.)



**INSTITUTIONAL EMPLOYMENT & COMMUNITY SERVICE PERFORMED FOR  
April 2020**

<b><u>INSTITUTIONAL</u></b>			
<b><u>Site</u></b>	<b><u># of Residents</u></b>		<b><u># of hours worked</u></b>
Kitchen (MCCC)	18		2040
Bakery (MCCC)	3		308
Garden (MCCC)	6		168
Sanitation (MCCC)	21		3316
Lobby (BCCF)	7		624
Aramark Crew (MCCC)	6		77
Aramark Crew (CCC and Special Projects)	3		238
BCCF (Special Detail)	0		0
Paint Crew	4		240
<b>TOTALS:</b>	<b>68</b>		<b>7011</b>
<b><u>COMMUNITY</u></b>			
<b>*Community Service suspended as of 3/13/20*</b>			
Fairless Hills Fire Company	0		0
Lenape Valley	0		0
Pennsbury Manor	0		0
VFW Post 6493	0		0
Washington Crossing Park	0		0
Bucks County Emergency Management PPE (In-house detail @ MCCC)	0		0
<b>TOTALS:</b>	<b>0</b>		<b>0</b>

<b>Community Service Year to Date</b>	<b>YTD- Hours</b>
Fairless Hills Fire Company	0
Lenape Valley Foundation	0
Pennsbury Manor	0
VFW Post 6493	0
Washington Crossing Park	0
Bucks County Emergency Management PPE (In-house detail @ MCCC)	121
<b>TOTALS</b>	<b>121</b>

**Walk-away activity for the month April 2021**

**Walk-away/Escape:           0**  
**Apprehensions>Returns:    1**

## **Program Services**

### **Community Service**

Please note: Community Service details remained suspended during the month of April due to COVID.

### **Institutional Jobs**

There were 68 offenders that completed 7,011 hours in institutional jobs in April.

### **Anger Management**

There were three (3) medium custody offenders participated in Anger Management class on April 29<sup>th</sup>. This group is an eight (8) week program that will take place from April 29<sup>th</sup> through June 18<sup>th</sup>.

### **Drug and Alcohol**

In-house drug and alcohol session for minimum custody at the Men's Center has been meeting once a week by Drug and Alcohol Staff. For the month of April, there were seven (7) participants.

### **Alcohol Anonymous Virtual meeting**

Sixteen (16) HOPE Program (medium custody) offenders attended an Alcohol Anonymous Virtual Meeting on Wednesdays in April.

Five (5) minimum custody Offenders attended an Alcohol Anonymous Virtual Meeting on Tuesdays in April.

### **Life Abundant Virtual Bible Study Meeting**

Three (3) minimum custody Offenders attended a virtual Bible study meeting in April.

One (1) medium custody Offender attended a virtual Bible study meeting in April.

### **Education**

Education Programming remained suspended during the month of April due to COVID-19.

### **Furloughs**

There was one (1) court ordered five hours bereavement furlough for the month of April.

### **Community Corrections Joint Participation Council (JPC) meetings**

On April 26, 2021, a Minimum Custody JPC was held at 1:00 pm with three (3) offenders attending the meeting. The following topics were discussed: request for more frequent mask exchanges; Echo dorm showers drain issues; request for a different yard time. All listed topics are being checked into.

On April 26, 2021, a Medium Custody JPC was held at 3:00 pm with two (2) offenders attending the meeting. The following topics were discussed: request for new basketball net in Juliet yard; Juliet dorm urinal not working; request for protein shakes and more drink options in the vending machines. All listed topics are being checked into.

### **House Arrest**

During the month of April there were six (6) offenders placed on house arrest.

### **Medium Custody**

As of April 30, 2021, there were sixty-one (61) males residents classified as medium custody and housed at the Men's Community Corrections Center – Secure Medium Area.

