



BUCKS COUNTY PRISON OVERSIGHT BOARD REPORT



The Prison Oversight Board Report for May 2021 is submitted herein.

Prison Oversight Board Members

Commissioner Gene DiGirolamo, Chair

Neale Dougherty, Controller, Secretary

Commissioner Robert J. Harvie, Jr., Vice Chair

Commissioner Diane M. Ellis-Marseglia, LCSW

Hon. Wallace H. Bateman, President Judge

Matthew D. Weintraub, District Attorney

Milton Warrell, Sheriff

Christine A. Shenk, Chief, Adult Probation and Parole

Ann Russavage-Faust, Public Defender

Karen Dopson, Citizen Board Member

Daniel H. Grace, Citizen Board Member

Sara Webster, Esq., Citizen Board Member

PRISON OVERSIGHT BOARD REPORT INDEX

Section 1. DEPARTMENT of CORRECTIONS	Page
Inmate Census	1.
Average Historical Population Trends	2.
Average Monthly Female Population Trends	3.
Commitments vs. Discharges Statistic and Graph	4.
Commitment Summary Statistic and Graphs	5.
Prisoners by Locations Serving Over 2 yrs. Sentence	6.
Drug and Alcohol Report	7, 8.
Correctional Mental Health Report	8.
Correctional Health Care Report	9.
Training Academy Report	10.
Tours, Recognitions & Official Visits	10.
Misconducts/Use of Force	10.
Project(s) Information	10.
Treatment Program Services	11.
Section 2. CORRECTIONAL FACILITY	
JPC Meeting Information	12.
Library Usage Report	12.
Section 3. COMMUNITY CORRECTIONS	
Supervision Groups Graphed Monthly Trends	13.
Community Corrections Employment	13.
Work Release Status Report	14,15.
Walk Away Report	15.
Program Services	16.
JPC Meeting Information	16.
Garden Chart	17.

Section #1. DEPARTMENT OF CORRECTIONS

**May 2021
INMATE CENSUS SNAPSHOT**

BUCKS COUNTY CORRECTIONAL FACILITY

Female Inmates		86
Male Inmates		574
Inmates in other Institutions/Habeas		32
<i>7x Other County or SCI</i>	<i>1</i>	
<i>Hospital</i>	<i>1</i>	
<i>Kintock Group</i>	<i>0</i>	
<i>Montgomery County</i>	<i>0</i>	
<i>Norristown State Hospital</i>	<i>26</i>	
<i>Treatment Prgm</i>	<i>0</i>	
<i>Furlough</i>	<i>1</i>	
<i>U.S. Marshal's Service</i>	<i>0</i>	
<i>Other</i>	<i>3</i>	
	Total	692

COMMUNITY CORRECTIONS CENTERS

Male Residents - Minimum Custody		45
Male Residents - Medium Custody		55
Female Residents – Minimum Custody		0
	Total	100
House Arrest		10
Weekenders		0
48 Hour DUI		0
72 Hour DUI		0
	Total	10

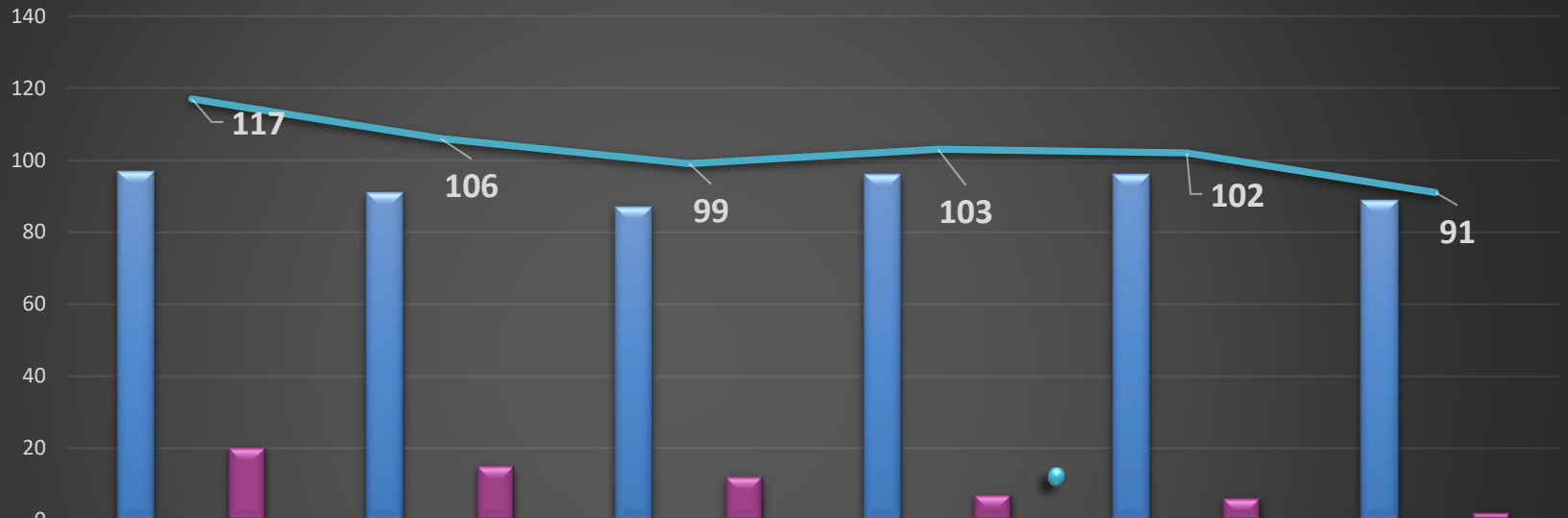
Grand Total 802

**HISTORICAL AVERAGE
POPULATION TRENDS
2018 - 2021**

MONTH	Correctional Facility						Community Corrections				House Arrest	
	2018	2019	2020		2021		2018	2019	2020	2021	2020	2021
			BCCF In- House	Housed Elsewhere	BCCF In- House	Housed Elsewhere						
JAN	807/*175	804/*106	723	72	632	37	191	235	210	57	63	72
FEB	809/*198	789/*107	712	70	641	35	191	251	210	63	68	57
MAR	788/*222	782/*98	699	56	648	40	198	255	189	68	65	35
APR	793/*199	777/*89	540	42	639	44	179	243	126	94	61	13
MAY	802/*224	761/*87	468	41	653	46	178	236	80	95	46	10
JUN	812/*213	739/*73	491	41			186	230	58		41	
JUL	836/*143	732/*76	551	42			189	225	53		53	
AUG	852/*128	803/*75	613	45			193	204	54		64	
SEP	845/*108	756/*82	657	45			206	209	57		70	
OCT	815/*87	760/*84	718	47			257	226	64		67	
NOV	803/*72	753/*88	704	46			232	218	65		71	
DEC	809/*99	735/*77	646	42			243	220	60		73	
Yrly ADP	814/*156	766/*87	627	49	643	40	204	229	102	75	62	37

*Included in monthly ADP total

Average Monthly Female Population Trends

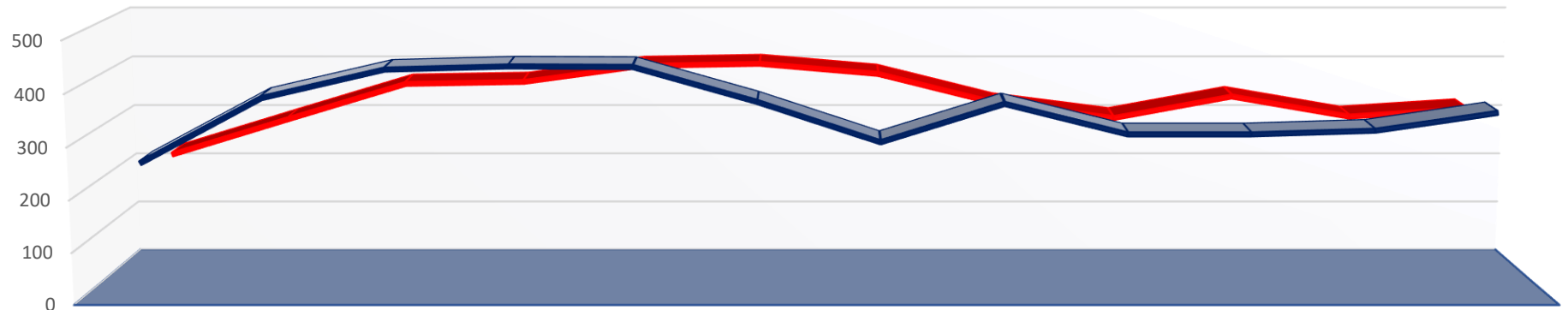


	Dec'20	Jan'21	Feb'21	Mar'21	Apr'21	May'21
BCCF	97	91	87	96	96	89
Out of County	0	0	0	0	0	0
WCCC	0	0	0	0	0	0
House Arrest	20	15	12	7	6	2
Total	117	106	99	103	102	91

■ BCCF
 ■ Out of County
 ■ WCCC
 ■ House Arrest
 ● Total

Commitment Summary

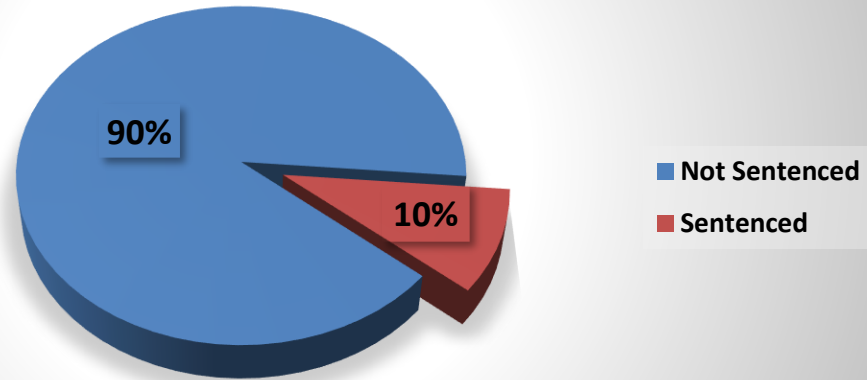
Committed vs. Discharged



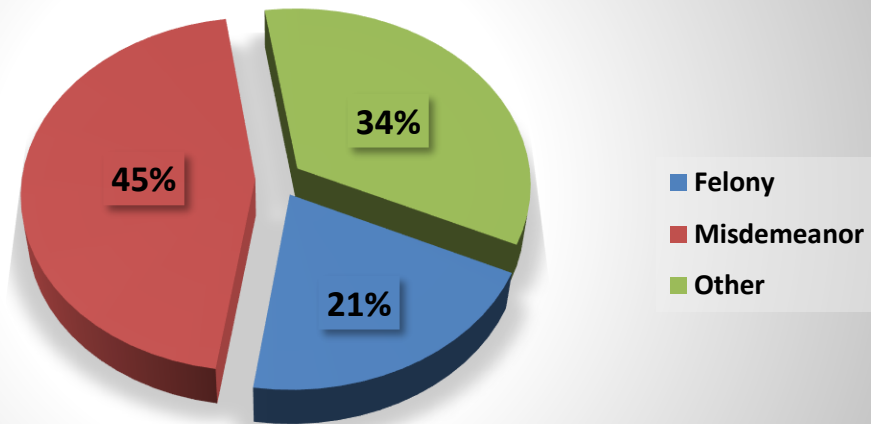
	June'20	July'20	Aug'20	Sept.'20	Oct'20	Nov'20	Dec'20	Jan'21	Feb'21	Mar'21	Apr'21	May'21
■ Committed	257	381	435	441	440	374	297	370	312	312	319	353
■ Discharged	229	300	370	374	406	410	390	332	302	345	305	320

■ Committed ■ Discharged

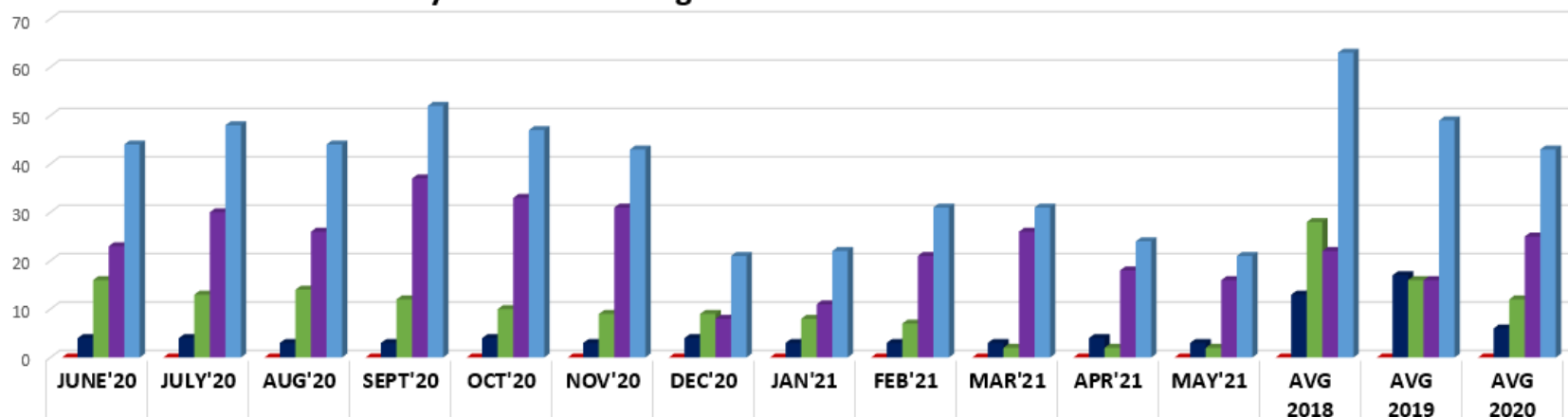
Inmates By Charge Status May 2021



Inmates By Primary Offense May 2021



Prisoners by Location Serving Over 2 Yr. Sentences



■ Walk Away/Escape	0	0	0	0	0	0	0	0	0	0	0	0	0	0	0
■ CCC	4	4	3	3	4	3	4	3	3	3	4	3	13	17	6
■ House Arrest	16	13	14	12	10	9	9	8	7	2	2	2	28	16	12
■ BCCF	23	30	26	37	33	31	8	11	21	26	18	16	22	16	25
■ Total	44	48	44	52	47	43	21	22	31	31	24	21	63	49	43

■ Walk Away/Escape ■ CCC ■ House Arrest ■ BCCF ■ Total

DRUG AND ALCOHOL SERVICES

The following statistics represent the core activities of the Drug and Alcohol Treatment Section for the month of May.

	April			May			
Number of referrals	185			184			
Number of offenders screened/received services	96			89			
Number of assessments completed	83			81			
Court-Ordered	46			51			
Number of CRN evaluations completed by Council of SEPA	0			0			
Number of offenders in group/Offenders on waiting list for group	9/14			16/15			
Number of groups/1:1's facilitated	0/16			0/13			
<u>Referrals/Placement</u>							
Highway Safety Classes/Multiple Offenders Program	0			0			
Outpatient treatment	30			38			
Residential treatment	16			15			
Recovery house	18			13			
Sentenced offenders in community-based programming	0			0			
Identified Veterans	0			1			
COMPASS Applications	28			17			
<u>Vivitrol:</u>							
Received medication:	Total	Male	Female	Total	Male	Female	Total
		2	1	3	1	2	3
Location:	GPOP	1	0	1	0	0	0
	MC3	0	0	0	0	0	0
	Drug Court	1	1	2	1	1	2
	HOPE/HEART	0	0	0	0	1	1
Bloodwork refused:		0	0	0	0	0	0
<u>Subutex:</u>							
		Male	Female	Total	Male	Female	Total
Total number of inmates treated:		33	11	44	78	25	103
Total number of inmates discontinued:		34	7	41	30	17	47
Maintained:		44	13	57	50	18	68
Released:		12	3	15	9	10	19
Tapers Only:		22	4	26	21	7	28
Diversion:		0	0	0	0	0	0
<u>Narcan:</u>							
Received Upon Release:		0	0	0	0	1	1

RECOVERY UNITS – MAY 2021

	HOPE	HEART
Total Number of Residents	24	8
Average Daily Number of Residents Participating	20.7	6
Admissions:	3	0
Discharges:	6	1
Parole/Maximum	2	1
Misconduct	0	0
Discharge by Staff	3	0
Medical	0	0
Habeas	0	0
Self-Request to General Population	0	0
Self-Request to MC3/WC3	1	0
Bail	0	0
TOT State Facility	0	0
Discharged Graduates	4	0
Paroled:		
Home	0	0
Residential Treatment	0	0
Recovery House	2	1
TOT Other County/PA or NJ	0	0

PRIMECARE – CORRECTIONAL MENTAL HEALTH SERVICES:

	April	May
Current Census	510	520
Intake Referral Received	196	160
Intake Assessments Completed	164	194
Inmate Request Form Referrals Received	207	247
Inmates Seen by Psychologist/Psychologist Rounds	526	615
Inmates Seen by LCSW	959	1061
Inmates Prescribed Psychotropic Medications	277	260
Involuntary Medication/304 Commitment	0	0
Inmates Enrolled In Group Counseling – Male/Female	0 males/0 females	0 males/0 females
Inmates on SPMI	77	90
Community Treatment Arrangements	1	3
Psychiatric Hospitalizations-302 commitment	0	0
Psychiatric Hospitalizations-303 commitment	0	0
Psychiatric Hospitalizations-304 commitment	1	0
Psychiatric Hospitalizations-402 commitment for NSH wait list	1	4
Dr. Cassidy Court Ordered Evaluations	0	0
Dr. Markey Competency Evaluations	3	10
Court Ordered Mental Health Assessments	9	18
Referral to VA	3	6
911 Alerts	5	7

** The 911 Suicide Hotline has experienced seven (7) calls in the month of May, totaling 30 calls in 2021.

PRISONER HEALTHCARE – PrimeCare: 2021

YEAR: 2020	JAN	FEB	MAR	APR	MAY	JUN	JUL	AUG	SEP	OCT	NOV	DEC
Intake Screens	349	284	304	312	341							
Nurse Sick Call	283	227	294	341	351							
Provider Physicals	200	161	201	192	191							
Provider Sick Call	606	475	599	601	511							
Provider Chronic Clinic	135	150	158	156	145							
TB Testing - PPD Planted	425	371	407	386	445							
TB Testing - Positives	12	6	2	10	12							
Chest X-Rays	20	16	7	8	5							
TB Treatment	0	0	0	0	0							
Syphilis (RPR) Testing	39	40	61	60	67							
HIV Testing	51	44	66	61	72							
New Diagnosis HIV Positive	0	1	0	0	0							
Known HIV Positive Patients	25	16	16	14	9							
Chlamydia and Gonorrhea Testing	224	234	295	252	266							
Chlamydia +	6	10	10	7	10							
Gonorrhea +	2	3	4	5	3							
Total STD Treatment	4	4	8	8	7							
Total Reportable Comm. Diseases	10	14	15	14	14							
Medical Isolation	409	292	314	344	367							
Positive MRSA Infections	2	2	8	3	1(3P)							
Facility Acquired MRSA Infections	2	2	5	2	1							
Hepatitis A Vaccinations	0	0	0	0	0							
Total Vaccinations	0	2	0	144	157							
Optometrist Clinic	8	0	6	0	7							
Pregnant Patients	3	4	4	3	4							
OB/GYN - On Site	5	10	19	10	4							
OB/GYN - Off Site	0	0	0	1	1							
Dental Clinic	120	100	105	136	120							
Outside Physician Consults	23	32	17	20	22							
X-Ray/ Imaging Services	44	53	38	48	33							
ER Visits	19	13	19	15	14							
ER Visits Via Ambulance	4	6	9	6	5							
Hospital Admissions	9	5	10	10	7							
Deaths	0	0	0	0	0							
Total Number of Admissions	370	312	312	319	353							
Average Daily Population - BCCF	669	675	690	682	698							
Average Daily Population - M/WCCC	56	63	67	93	95							
Total Population	725	738	757	775	793							

CORRECTIONS TRAINING ACADEMY May 2021

Course Type	
Mandatory In-Service	0.0
Basic Training	385.5
Other	47.5
Total	433.0

TOURS, RECOGNITIONS AND OFFICIAL VISITS TO THE DEPARTMENT OF CORRECTIONS

There were zero (0) tours of the Bucks County Correctional Facility in May 2021.

ASSAULTS/MISCONDUCTS/USE OF FORCE

There was six (6) offender on offender and four (4) offender on staff assaults/misconducts in May 2021. There were zero (0) injuries sustained requiring attention beyond basic first aid.

There were 23 Use of Force in the month of May. Of these incidents, the following were used: handcuffs – 26, shackles – 10, OC spray – 4, Restraint Chair – 6.

<u>Use of Force Causes</u>	<u>Number of Occurrences -- May 2021</u>
Non-compliance	13
Possession of Contraband	0
Assaultive	5
Fighting	5
Total	23

PROJECTS UPDATE May **BCCF Expansion Project**

The project completion date is August 1, 2021. There have been supply chain delays due to COVID-19, with sinks and lighting currently being the main delay point. Roof is near completion and anti-ligature bunks have been installed. The fence is near completion. The new checkpoint has been installed and powered. Interior doors and painting are near completion. All generators are now on live. The parking lot paving is scheduled to begin June 7, 2021.

DEPARTMENT OF CORRECTIONS

TREATMENT PROGRAM SERVICES

Activities and Services Provided

	April	May
ABE/GED Female Class	currently suspended	currently suspended
ABE/GED Male Class	1 male participating via distance learning	there are 0 males currently participating
Anger Management	currently suspended	currently suspended
Child Services Visits	visits are modified to virtual	virtual visits remain available
Decisions Group	currently suspended	virtual 1:1 sessions available, 2 inmates participating; 1:1 attempted with technical difficulties on volunteer's end
Intake Classifications	296 completed	329 completed
Religious Services	Chaplain remains in contact	Chaplain remains in contact; virtual Bible Study offered, awaiting start date for OLMC; 3 females attending Life Abundant virtual Bible Study
School Age Youth	7 males – 6 BCCF/1 MCCC (including 4 IEP; 1 RHU)	6 males – 5 BCCF/1 MCCC (including 4 IEP)
STOP	3 individuals completed via virtual sessions	There are currently no sessions

Section # 2 CORRECTIONAL FACILITY

May JPC Meeting

This month's JPC meeting was held on May 26, 2021. There were seven (7) inmate representatives present. Complaints include questions about commissary items, requests for more cleaning supplies, and pending work orders. All requests were forwarded to the appropriate departments for a response.

LIBRARY USAGE 2021

General Library

	Jan	Feb	Mar	Apr	May	Jun	July	Aug	Sept	Oct	Nov	Dec	YTD
Men	0	0	0	0	0								0
Women	0	0	0	0	0								0
Inmate Workers	0	0	0	0	0								0
Total	0	0	0	0	0								0

Law Library

	Jan	Feb	Mar	Apr	May	Jun	July	Aug	Sept	Oct	Nov	Dec	YTD
Men	9	23	52	57	43								184
Women	0	2	1	3	5								11
RHU	4	1	4	2	3								14
MHU	24	9	5	0	0								38
Total	37	35	62	62	51								247

Circulation

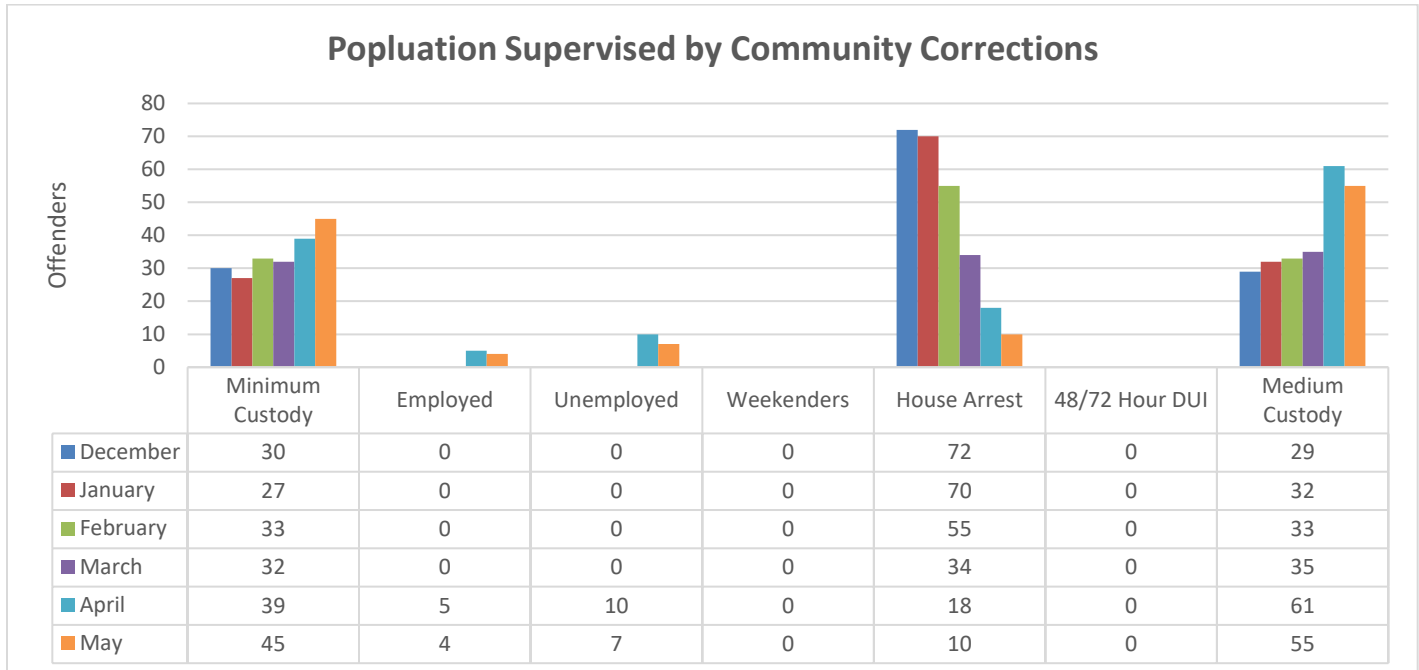
General	Total
0	0

Inter-Library Loan

Requests Sent	0
Requests Received	0

*Due to COVID-19; physical access to the library has been limited.

Section # 3 COMMUNITY CORRECTIONS



COMMUNITY CORRECTIONS EMPLOYMENT

	April	May
Resident New Job Starts	5	0
New Admissions – MCCC/WCCC	47	46
Releases/Transfers	32	44
Un-sentenced	0	0
Weekenders	0	0
48 Hour DUI's	0	0
72 Hour DUI's	0	0
Minimum Custody- Men	39	45
Minimum Custody- Women	0	0
Medium Custody- Men	61	55
House Arrest	18	10
Last Day of the Month:		
MCCC	100	100
WCCC	0	0

WORK RELEASE STATUS

WORK RELEASE

	2017	2018	2019	2020	2021	
					May	YTD
Net Inmate Wages	\$848,427	\$738,517	\$727,711	\$96,884	\$7,760	\$8,520
Court Costs, Fines & Restitution	\$171,237	\$145,084	\$139,742	\$16,489	\$1,531	\$1,531
Van - shuttle to/from work	\$8,864	\$4,950	\$5,394	\$768	\$297	\$312
Board Paid to County (Revenue)	\$258,652	\$223,907	\$223,098	\$31,138	\$2,328	\$2,794

PER DIEM CONFINEMENT REVENUE

	2017	2018	2019	2020	2021	
					May	YTD
DUI and Weekender Programs	\$1,735	\$1,390	\$799	\$264	\$0	\$0
House Arrest	\$550,994	\$555,436	\$419,885	\$316,113	\$5,210	\$97,581

March Work Release		
Employment Categories	Male Residents	Female Residents
Landscaping	0	0
Building/Trades/Manufacturing/Labor	4	0
Restaurant/Retail	0	0
Professional	0	0
Subtotal	0	0
TOTAL	4	0

As of May 31, 2021, there were forty-five (45) male residents classified as minimum custody and housed at the Men's Community Corrections Center. There were eleven (11) of these male residents that were classified as eligible to work, and of these, four (4) gainfully employed in the community. Due to the COVID-19 restrictions, community service continues to be suspended. In April 2021, a limited work release site was started with five (5) work release offenders.

As of May 31, 2021, there were zero (0) female residents housed at the Women's Community Corrections Center. (Note: In April 2020, due to COVID-19, the nine (9) female offenders at the Women's Center were transferred to BCCF for staffing/housing purposes.)

**INSTITUTIONAL EMPLOYMENT & COMMUNITY SERVICE PERFORMED FOR
May 2021**

<u>INSTITUTIONAL</u>			
<u>Site</u>	<u># of Residents</u>		<u># of hours worked</u>
Kitchen (MCCC)	20		2108
Bakery (MCCC)	2		294
Garden (MCCC)	7		252
Sanitation (MCCC)	21		3334
Lobby (BCCF)	8		504
Aramark Crew (MCCC)	13		112
Aramark Crew (CCC and Special Projects)	6		435
BCCF (Special Detail)	2		147
Paint Crew	4		124
TOTALS:	83		7310
<u>COMMUNITY</u>			
Community Service suspended as of 3/13/20			
Fairless Hills Fire Company	0		0
Lenape Valley	0		0
Pennsbury Manor	0		0
VFW Post 6493	0		0
Washington Crossing Park	0		0
Bucks County Emergency Management PPE (In-house detail @ MCCC)	0		0
TOTALS:	0		0

Community Service Year to Date	YTD- Hours
Fairless Hills Fire Company	0
Lenape Valley Foundation	0
Pennsbury Manor	0
VFW Post 6493	0
Washington Crossing Park	0
Bucks County Emergency Management PPE (In-house detail @ MCCC)	121
TOTALS	121

Walk-away activity for the month - May 2021

Walk-away/Escape: 0
Apprehensions>Returns: 0

Program Services

Community Service

Please note: Community Service details remained suspended during the month of May due to COVID.

Institutional Jobs

There were 83 offenders that completed 7,310 hours in institutional jobs in May.

Anger Management

There were three (3) medium custody offenders participated in Anger Management class in the month of May. This group is an eight (8) week program that will take place from April 29th through June 18th.

Drug and Alcohol

In-house drug and alcohol session for minimum custody at the Men's Center has been meeting once a week by Drug and Alcohol Staff. For the month of May, there were five (5) participants.

Alcohol Anonymous Virtual meeting

Eighteen (18) HOPE Program (medium custody) offenders attended an Alcohol Anonymous Virtual Meeting on Wednesdays in May.

Two (2) minimum custody Offenders attended an Alcohol Anonymous Virtual Meeting on Tuesdays in May.

Life Abundant Virtual Bible Study Meeting

Two (2) minimum custody Offenders attended a virtual Bible study meeting in May.

Four (4) medium custody Offenders attended a virtual Bible study meeting in May.

Education

Education Programming remained suspended during the month of May due to COVID-19.

Furloughs

There were zero (0) court ordered furloughs for the month of May.

Community Corrections Joint Participation Council (JPC) meetings

On May 24, 2021, a Minimum Custody JPC was held at 1:00 pm with two (2) offenders attending the meeting. The following topics were discussed: water testing results; extended afternoon yard times; lack of AAA batteries on commissary; updated entertainment on the tablets. All listed topics are being checked into.

On May 24, 2021, a Medium Custody JPC was held at 3:00 pm with two (2) offenders attending the meeting. The following topics were discussed: new selection of books on health and wellness; requested color pencils for the HOPE program. All listed topics are being checked into.

House Arrest

During the month of May there were zero (0) offenders placed on house arrest.

Medium Custody

As of May 31, 2021, there were fifty-five (55) male residents classified as medium custody and housed at the Men's Community Corrections Center – Secure Medium Area.

